
















SERVICE SCHEDULE


Service Schedule

Explanation of the service intervals:

- **10:** Every 10 hours or daily (before starting the machine).
- **50:** Every 50 hours.
- **250:** Every 250 hours or every 12 months, whichever comes first.
- **500:** Every 500 hours or every 12 months, whichever comes first.
- **750:** Every 750 hours or every 12 months, whichever comes first.
- **1000:** Every 1000 hours or every 12 months, whichever comes first.
- **2000:** Every 2000 hours or every 24 months, whichever comes first.

Service Schedule								
O	Check condition / proper operation. Adjust or replace as needed.				V	Refill as needed.		
D	Check the display. Service only when required.				C	Clean.		
W	Service every 10 hours when operating in water.				R	Replace.		
F	First time only.				G	Grease.		
Item	Service Required	Service Interval (hours)						
		10	50	250	500	750	1000	2000
Engine Air Filters and Air System 		DO			DO			
Engine Oil and Filter  		V				R		
Hydraulic Fluid 		V					R	
Engine Coolant 	Coolant level (check cold).	V						R
Tracks 	Tension.	O						
Fuel Filter 		D						
Operator Cab and HVAC	Filters.	C						
Safety Signs (decals)		CO						
Seat Belt	Seat belt, mounting hardware, and seat belt retractors.	CO						

Service Schedule									
O	Check condition / proper operation. Adjust or replace as needed.					V	Refill as needed.		
D	Check the display. Service only when required.					C	Clean.		
W	Service every 10 hours when operating in water.					R	Replace.		
F	First time only.					G	Grease.		
Item	Service Required	Service Interval (hours)							
		10	50	250	500	750	1000	2000	
Control Console Lockout		O							
X-Change / Attachment Coupler (if equipped)		O							
Motion Alarm and Horn		O							
Operator Canopy / Cab	Canopy / cab, mounting hardware.	O							
Indicators and Lights		O							
Pivot Points 	Pivot points, clamp (if equipped).	G							
Swing Bearing 	Swing bearing, swing pinion.	W	G						
Travel Motors (Final Drive) 	Fluid.		FR	V			R		
Battery 	Cables and electrical connections.			O					
Hydraulic Filters 	Hydraulic filter and case drain filter.		FR		R				
Hydraulic Reservoir 	Breather cap.				R				
Engine Cooling System 	Radiator, fuel cooler, hydraulic fluid cooler, air conditioning condenser (if equipped).				C				
Alternator 	Belt.				O				
Air Conditioning (if equipped)	Belt.				O				
Alternator and Starter	Electrical connections.		FO		O				
HVAC	Housing and coils.				C				

Service Schedule									
O	Check condition / proper operation. Adjust or replace as needed.					V	Refill as needed.		
D	Check the display. Service only when required.					C	Clean.		
W	Service every 10 hours when operating in water.					R	Replace.		
F	First time only.					G	Grease.		
Item	Service Required	Service Interval (hours)							
		10	50	250	500	750	1000	2000	
Fuel Pre-Filter 	Fuel Pre-Filter.						R		
Fuel Tank	Vent filter.						R		