



Bobcat®

M2-Series Compact Track Loaders



One Tough Animal



Why compact track loaders?

Since inventing the world's first true compact loader in 1958, Bobcat has constantly improved on its original concept: a tough, agile and versatile compact machine that can tackle an incredible number of jobs. | Today, the innovation continues. The Bobcat® compact track loader features a superior design that outperforms other brands while maximizing your uptime and delivering unmatched comfort.



Big Results – Small Package

Compact track loaders weigh more than skid-steer loaders of the same size. Thanks to tracks, that weight is spread out over a wider area for increased flotation, minimal ground disturbance, higher pushing force and better lifting of larger loads.

Designed for Durability

Heavy-duty construction, component protection and superior design with minimal moving parts increase the service life of your loader – no matter which undercarriage you choose.

Superior Pushing Force

With more surface area in contact with the ground, direct-drive motors, and a perfect balance between machine weight and horsepower, the pushing force of Bobcat compact track loaders is second to none.

Expand Your Season

Compact track loaders have a low ground pressure that allows you to work more productively in soft, sandy, wet or muddy conditions. You could gain as much as two months of extra work per year: Get on the job a month sooner in the spring, and get off the job a month later in the fall.



Low Impact

High-flotation Bobcat compact track loaders minimize damage to lawns, natural terrain and other established surfaces for fewer profit-eating surface repairs.

Great performance doesn't only come from a high horsepower engine. Bobcat loaders use the machine's design and balance to deliver more usable horsepower. We build machines with the right balance between engine and pump, plus a weight distribution that delivers powerful breakout forces and faster cycle times. If you need to work quicker, lift more and outperform the competition, Bobcat compact track loaders are the only choice.



Automatic Ride Control

Automatic ride control detects when you're carrying material and cushions the load to reduce spillage and increase operator comfort. The system works at any speed. Operators can flip a switch to turn it off for tasks such as backdragging.

Performance

Faster Cycle Times

Hydraulic pumps in Bobcat loaders are matched to cylinder size and loader lift capacity to provide fast cycle times that help you get the job done faster.



Move faster. Finish sooner.

Now you'll spend less time traveling across a jobsite or between jobs. Move faster – and get the job done sooner – with 2-Speed travel for Bobcat compact track loaders. This time-saving feature boosts your top travel speed by as much as 69* percent.

*Depending on model

Stronger Hydraulics

The Bobcat engine, pump, horsepower and cubic-inch displacement are configured precisely for each model's specific operating capacity. Engine horsepower and hydraulic system performance are finely tuned to run circles around other machines.

Control in Your Hands

With Bobcat compact track loaders, you can feel and control the loader's drive, engine torque and tractive effort – so you can push your machine to the limit without an engine anti-stall system robbing you of power when you need it the most.

Hydraulic Bucket Positioning

Optional hydraulic bucket positioning keeps your bucket level when raising lift arms, reducing spillage and allowing you to work more efficiently.

Powerful Breakout Forces

High-efficiency hydraulic pumps deliver more power matched to demand and provide better breakout forces.

More Torque

Bobcat loaders reach maximum torque at a lower rpm to minimize stalling while saving time and fuel.



Optional non-marking multi-bar lug rubber tracks won't leave black rubber marks on hard surfaces like concrete.



The Bobcat Undercarriage

The Bobcat compact track loader undercarriage delivers improved ride quality, tough construction and increased productivity.

Improved Track Carriage Cleanout

The new, redesigned track-tensioning assembly allows for horizontal track tensioning, improving the cleanout area as a result. This tensioning housing features a beveled frame to shed material out of the undercarriage as the loader operates throughout the day.

Better Ride Quality

A dual-flange front idler rides on rubber to dampen vibration from the ground. Wider rollers further reduce vibration and produce less wear on the track.

Ground Clearance

Ground clearance has increased up to 27 percent to as much as 9.4 inches. Curb clearance has increased up to 30 percent to 10.8 inches on select models.

Choose the solid-mounted undercarriage style that best fits the work you do.



Bobcat®

TRACK ADVANTAGE

Bobcat compact track loaders
last longer in more demanding conditions
than any other track loader.

Solid-Mounted Strength

The Roller Suspension™ system and standard track undercarriage are solid-mounted, with a fully enclosed design that protects components such as hoses and drive motors. Solid-mounted undercarriages have fewer moving parts, which reduces maintenance in addition to stabilizing the loader and work group.

environments


Standard Tracks

A simple, strong undercarriage design that offers consistent grading performance and lasts longer than other track systems.

Roller Suspension System

The Roller Suspension system provides a more comfortable ride without sacrificing durability. It's available as an option on most models.

- Steel leaf springs provide additional comfort, yet they're strong enough to withstand tough conditions and minimize maintenance costs.
- Operate your loader in more conditions – even sand and pea rock.
- Experience a new level of comfort with reduced vibration and noise.



Built Tougher

Forged-Steel Rollers and Idlers

Steel idlers guide and support the track around the ends of the undercarriage. The dual-flange front idlers are wider, providing more contact with the tracks and enabling a smoother ride. They even absorb shock loads to provide better operator comfort. The idlers are also part of a simple system for maintaining track tension. The forged steel is more durable than rubber and will not wear as easily or chunk out.

Elevated Sprocket Design

Elevated sprockets shed mud and debris as you work and reduce wear.

Exclusive Bobcat Tracks

Bobcat tracks provide the best combination of flotation and traction. Many available options allow you to select the track pattern that you need for the type of work you do.

Embedded Steel

Tough steel braces guide and support the track when engaging the drive sprocket. Steel-reinforced rubber tracks, designed exclusively for Bobcat, include internal steel cables for added strength.

Simple Maintenance

When it's time to adjust track tension, all it takes is a common grease gun. Idlers and rollers are permanently sealed and lubricated.

NEW 5-Link Torsion Suspension Undercarriage

The 5-Link torsion suspension undercarriage, standard on the T870, brings a completely new undercarriage design to the Bobcat compact track loader family. Its torsion axles dampen vibration to provide a smoother ride that you can feel in the seat, floor and throughout the cab. Operators can enjoy a more comfortable, more relaxing environment in the cab without sacrificing work performance.


Like our other undercarriage designs, the 5-Link torsion suspension undercarriage delivers the durability you demand from Bobcat. It's not only built for tough jobs; it absorbs stress and vibrations to improve component life throughout the machine.

Five Suspension Links Maximize Your Productivity

The 5-Link torsion suspension undercarriage features an extra link on the rear axle that provides additional stability when lifting a load high or when performing grading tasks. This productivity-saving innovation ensures there is no tradeoff between operator comfort and work performance.



**Other 5-Link
Torsion
Suspension
Undercarriage
Benefits**





- Longer tracks improve ride quality and increase flotation for better performance in soft conditions.
- High-grade steel bushings are durable and protected from damage.
- Five easy-to-access grease zerks ensure quick, simple greasing.
- Sloped design sheds material.
- More cleanout access helps remove mud and debris.
- Automatic hydraulic track tensioning ensures performance and protects against detacking.
- The 5-Link design is naturally quieter for reduced sound levels in the cab.

Cast Front Roller and Idler Mount

Bobcat undercarriages have a solid, cast front roller and idler mount design to eliminate welds and distribute stress across one seamless piece – adding strength precisely where it's needed most.

New Drive Motors

The new undercarriage drive motor is more reliable, and it's easier to maintain.

- Outer bearing is continuously lubricated from oil within the hydraulic system to maximize component life.
- Diameter of the drive shaft inside the gearbox is 15 percent larger to enhance durability.
- The outer cavity reservoir, housed within the new drive motor, can be flushed and filled easily with easy-to-use dual service ports.

Wider Rollers

More roller width maximizes contact with the tracks and minimizes wear for a smoother ride. Rollers – and the dual-flange front idler – ride on rubber to dampen vibration.

Larger Rear Idler

The larger circumference of the rear idler provides more surface area, which means less wear per rotation and increased overall component life. It also provides optimal contact with the track to maintain tension and protect against detracking. The rear idler location greatly increases downward force to the cutting edge of your bucket or attachment, and rolls easily over objects when in reverse, which is ideal for forestry jobsites or areas with lots of debris.

No Exposed Hoses

Hydraulic hoses are carefully routed and protected inside the undercarriage to reduce snags and impacts that cause downtime.

Heat-Treated Inner Bars

The self-contained axle system contains an inner bar surrounded by four rubber cords. The inner bar is heat-treated for maximum strength, increased longevity and more uptime.

Hydraulic Track Tensioning

The hydraulic track tensioning system minimizes the chance of loosening and detracking in tough working conditions.

The Bobcat T870:

5-Link Torsion Suspension Undercarriage, and More ROC

The T870's big rated operating capacity is even bigger, with a 3.5 percent increase from 3,525 pounds to 3,650 pounds. Now, the highest-lifting loader on the market can handle heavier loads, tackle bigger jobs and increase productivity with every lift cycle.

SMART COOLING



The Bobcat Smart cooling system makes use of dual-path cooling and an exclusive SmartFAN.

Quieter Operation

The hydraulically powered SmartFAN senses engine temperature and only turns as fast as needed, reducing sound levels and providing excellent protection from overheating.

Protected Cooling Location

The Bobcat radiator and hydraulic oil cooler are well protected between the frame uprights, above the engine. This also leaves the rear of the engine freely accessible for maintenance checks.

More Efficient Cooling

Designed to provide excellent cooling for M2-Series loaders, the patented dual path cooling system draws cool, clean air from above, pulls warm air out of the engine compartment and forces it out two side vents, directing hot air away from the operator.

Optional Reversible Fan

Reduce maintenance and downtime while increasing productivity in dirty, dusty conditions. The reversible fan increases uptime by purging debris from the rear screen. Auto mode reverses airflow automatically, and operator-controlled purge mode gives you the ability to reverse the fan at any time.

OPTIONAL REVEARSIBLE FAN



Effective cooling
in extreme conditions





Superior Lift Arms

Your loader arms should remain rigid when you move with a load, and hydraulic hoses should be protected from the hazards of a jobsite. Bobcat knows this better than anyone. Our durable, patented lift-arm design and a choice of lift path help you meet the unique demands of your job.

Higher lift, more capacity and reach at maximum height

Vertical Lift Path

A vertical lift path provides higher lift capacity and more reach at full lift height than radius lift path, keeping the load closer to the machine while you raise the loader arms. Because you achieve maximum reach at full lift height, it's easier to clear high-sided truck boxes and hoppers. It's also better for placing heavy pallets of block or sod.



Job-Matched Lift Arms

A vertical lift path and radius lift path each have their advantages. Bobcat builds both styles to match the work you do.

Hydraulically Cushioned Cylinders

Smooth, quick Bobcat lift cylinders softly lower the lift arms back to their original position on the loader frame. This occurs automatically with every lift cycle to reduce noise and increase comfort during operation.

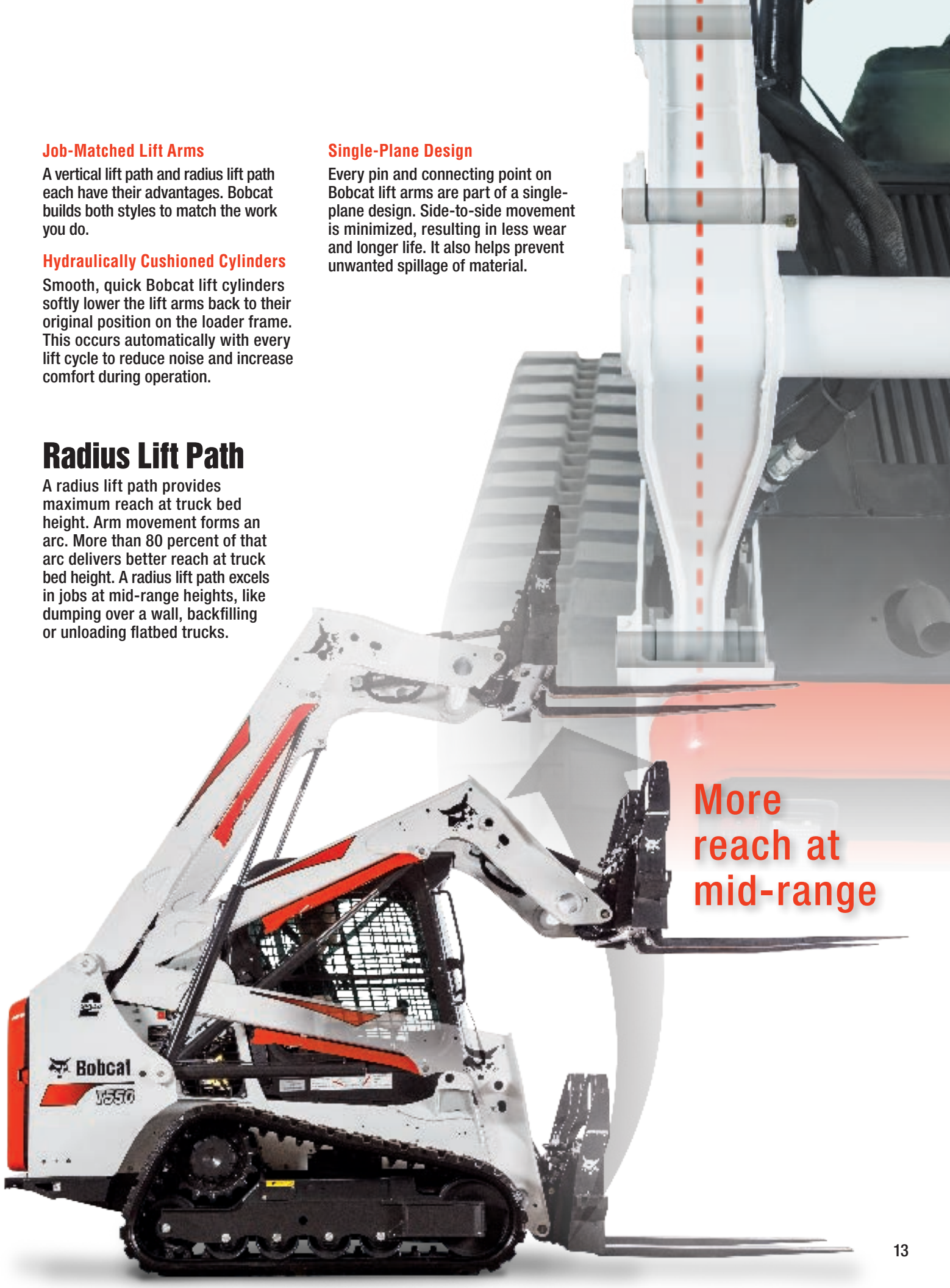
Single-Plane Design

Every pin and connecting point on Bobcat lift arms are part of a single-plane design. Side-to-side movement is minimized, resulting in less wear and longer life. It also helps prevent unwanted spillage of material.

Radius Lift Path

A radius lift path provides maximum reach at truck bed height. Arm movement forms an arc. More than 80 percent of that arc delivers better reach at truck bed height. A radius lift path excels in jobs at mid-range heights, like dumping over a wall, backfilling or unloading flatbed trucks.

**More
reach at
mid-range**



Deluxe Instrumentation

The deluxe instrument panel offers you even more functionality. The 5-inch, full-color LCD screen enables monitoring of and interaction with your machine. The system can even provide information about machine performance in English, Spanish and five other languages.



Activity Monitor Check machine usage by operator with the job clock feature.



Functional Lockouts Protect your investment from misuse or accidental use by locking out certain functions such as high-flow hydraulics and 2-Speed travel.

Password-Protected Keyless Start

Eliminate downtime due to lost keys. Remove the risk of spare keys in the pockets of current or former employees. Reduce the chance of theft or unauthorized use. You might even reduce your insurance premiums.

Attachment Operation

Deluxe instrumentation features a viewable job clock for certain attachments and the ability to make adjustments to laser-guided attachments without stepping out of the cab. You can even monitor certain attachment functions on-screen.

Diagnostics

The easy-to-read, backlit display panel monitors 14 major loader functions and provides troubleshooting suggestions to help solve a potential problem, which helps maximize your uptime.

Other Deluxe Instrument Features

Digital time clock, user job clock, statistics for overall job and individual operators, resettable hour meter, attachment controls, help menu, and multiple password settings give you added convenience and more control over your machine.

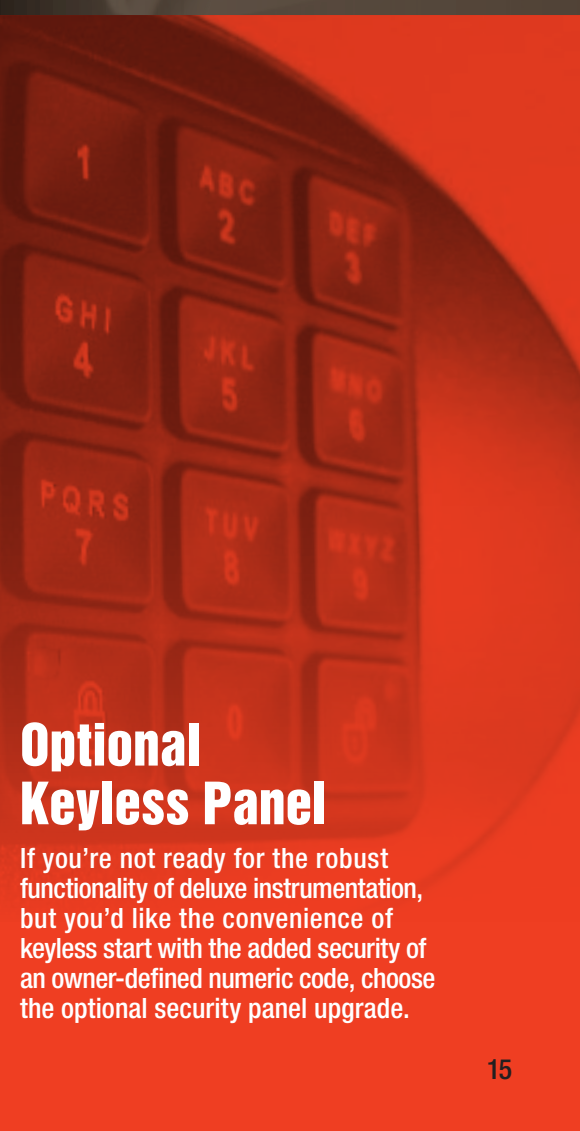
M2-Series deluxe instrument panel is pictured here. See your dealer for details.



Theft Protection

According to the National Insurance Crime Bureau, \$3 million in compact equipment is lost each day to thieves. Compact loaders are one of the most stolen pieces of compact equipment in the world.

Reduce the risk of loss due to theft or unauthorized use with the optional password-protected Bobcat deluxe instrument panel and up to eight custom keyless start codes. It may even qualify your business for reduced insurance premiums.



Optional Keyless Panel

If you're not ready for the robust functionality of deluxe instrumentation, but you'd like the convenience of keyless start with the added security of an owner-defined numeric code, choose the optional security panel upgrade.



Comfort Cab

Bobcat has always led the industry in cab comfort. The M2-Series cab design is the best, most comfortable cab we've ever built.

Vibration-Reducing Cab Isolation

With front-mount rubber bushings that are 32 percent larger and rear-mount bushings that are 160 percent larger than previous generation loaders, the operator experience is better than ever.

Pressurizing Front Door Seal

A front door seal increases cab pressurization to repel dust and keep clean, heated or air-conditioned air inside.

Dial Hand Throttle

Adjust your engine speed quickly and easily.

Seat-Mounted Joysticks

On loaders with Selectable Joystick Control (SJC), the joysticks are mounted to the seat. As your suspension seat moves up and down, the joysticks move with the seat for added comfort while operating.

Improved Seat Adjustment

The adjustable seat features 2 additional inches of forward or aft movement to accommodate different-sized operators.

Large Entry

On machines with enclosed cabs, large swing-open doors provide ample room for exit and entry.

More Room

Our stronger, narrower loader arms make a wider cab possible, with up to 20 percent more interior space than competitors, keeping you comfortable.



Heat and Air Conditioning

Because our AC units are integrated into the machine, there is no bulky add-on unit to obstruct your visibility. Automotive-style vents allow you to point your air where you need it for greater comfort in all weather conditions.

Ample Storage

Storage bins are located throughout the interior. You can store items wherever it's convenient – on your right or on your left.

Convenient Engine Speed Control

The engine speed control is within easy reach on the right-hand corner post of the cab.



Fingertip Controls

Fingertip controls make your attachment comfortable to operate, easy to control and simple to adjust while driving. Dual-direction detent allows hydraulic flow to be engaged continuously, in either direction, without holding a switch. Variable hydraulic flow allows you to slowly move cylinders when working with a grapple or combination bucket, or crank it up to maximum flow to quickly shake dirt from an auger bit.



12-Volt Power Accessory

Your cab is your office. That's why Bobcat installed a 12-volt power accessory for charging your mobile phone and other devices.



Easy-Pull, Easy-Secure Side Window

Simply pull the window knob to slide the side window to five lockable positions. The window stays exactly where you want it to get consistent air flow.

Heated Cloth Air-Ride Seats

Upholstered in comfortable, breathable cloth and equipped with operator-controlled heat for warmth in cold weather, the optional air-ride seat provides the ultimate in comfort. The air suspension adjusts to your weight, helping you smooth out the bumps on your jobsite and increasing your comfort.



Side Lighting Kit

Mounted above the right and left side windows, these low-profile, 800-lumen-rated LED lights make operation more productive at all hours.

Radio-Capable

Order your loader with a stereo to enhance your operation experience. The radio features an auxiliary audio input jack that is ready for a mobile phone or other device.

Other Comfort Cab Features


- High-output halogen lights for low-light operation
- Adjustable foot pedals

Availability of some comfort features varies by model and configuration. See your dealer for details.



Leading Visibility

Leading all-around visibility is central to the design of the cab on Bobcat loaders. This provides a big advantage when loading a truck or using attachments.



Increased Top Visibility

A top window with 34 percent more viewing area gives you an unbeatable view when raising a load above the cab, such as loading trucks or stacking materials.



Cab-Forward Design

The cab-forward design moves the operating area closer to the attachment, giving you a better vantage point to see your work.

Front Visibility

Comfortably see your work from the seat through a single, curved pane of glass that delivers as much as 50 percent more glass surface area than other manufacturers. Powerful lighting gives you a great view for night operation.

Pressurized Cab

Dirt, dust, mud and debris are part of your routine. Bobcat enclosed cabs have a best-in-class pressurized interior space for cleaner, more comfortable operators. A newly redesigned front door seal allows for even greater cab pressurization in M2-Series loaders; it keeps dust out and heat or air-conditioning in.





backing onto a trailer.

Rear Visibility

The cab-forward design doesn't affect rear visibility. The large rear window and angle of the back of the loader provide a great view behind the tailgate.

All-around visibility is central to the design of the cab on Bobcat loaders.

Side Visibility

In the Bobcat cab, you can see the tracks without having to lift your loader arms, increasing your performance in tight areas, such as grading next to a building or

The innovative Bobcat door design includes a one-piece seal. Plus, the unique curved door pocket provides the best possible seal against dust, dirt and debris.

Choice Controls

Bobcat provides intuitive, precise and adaptable control options to make every operator as productive as possible. Whether your job requires a fine, precise touch when working close to walls and obstacles or quick, responsive work group action and maneuverability, Bobcat puts you in total control of the task.



Remote Control

With remote control operation, you control your loader without having to be in the cab. This is a smart solution for hot, dusty environments or on jobs where you'd rather be outside the machine. Completely portable, and designed for the worst working environments, the radio remote control system is installed or removed in minutes for easy use with multiple machines.



Bobcat Standard Controls

With Bobcat standard controls, each steering lever controls each drive side independently, while dual foot pedals control the loader lift and tilt. It's still the most popular control style.



Selectable Joystick Control (SJC)

Selectable Joystick Control offers low-effort hand control of all machine work group functions. "ISO" or "H" patterns can be easily activated by a dash-mounted rocker switch inside the cab.

BOBCAT SELECTABLE JOYSTICK CONTROL



SJC provides big performance advantages:

Drive Response Mode

Drive response mode allows you to choose how the drive responds to joystick movement. Whether you like a more gradual response, quick, instant feedback, or something in-between, three different settings put you in control.



Low-Effort Pump (600 & 700 Platform)

Reduces the lever forces required to move your machine with standard controls, yet maintains the precision and maneuverability you've come to expect. Operators experience less fatigue and enhanced productivity.

These low-effort joysticks are loaded with Bobcat-exclusive features that increase your productivity:

Speed Management

A Bobcat exclusive. Simply “dial in” your required travel speed in small increments to match speed to your operation requirements and maximize attachment performance. Speed management gives you a full range of joystick motion at a slower speed, giving you precise control of machine movements while maintaining maximum driveline torque and full hydraulic power.

Steering Drift Compensation

Steering drift compensation keeps you on a straight path by helping you make minor adjustments to the steering. It's beneficial when you side-shift certain attachments, such as planers or trenchers, as this will tend to pull the machine to one side. You can also use it while driving on surfaces that cause the loader to gradually drift left or right, such as crowned roads. Make fine steering adjustments to either side and stay on target.

Horsepower Management


Bobcat horsepower management automatically adjusts the loader drive system to maximize pushing and digging power while minimizing your chance of stalling. Unlike other anti-stall systems, Bobcat horsepower management lets the operator obtain maximum engine and drive torque to match the toughest digging conditions. If you prefer to work without it, simply disengage with the push of a button.



Bobcat loaders have your business expansion built right in. An auger, breaker or one of more than 70 attachments will go a long way to save you time and labor. Whether it's breaking concrete, taking down buildings or drilling tree holes, Bobcat attachments help you take on new jobs and get more use from your machine. They're vertically integrated with your Bobcat loader's electronics, hydraulics and geometry, and they're designed with visibility and ease of entry and exit in mind.

Quick Couplers

Trapped line pressure can make attachment changes anything but quick. So Bobcat loaders come with quick couplers to release trapped pressure. By pushing the coupler inward, hydraulic oil is released through a return line back into the machine. The result is a clean, quick attachment change every time.



Attachment Control Kit

Several attachments require control of more than one function. Our small, seven-pin attachment harness activates power and fingertip control functions while eliminating the need for mechanical relays used on other loaders. It's fully integrated with your Bobcat loader for a clean look and protected routing.




Do more



Bob-Tach System

Change attachments in less than a minute with the Bob-Tach® mounting system. Replace a bucket with a pallet fork, landscape rake, auger, grapple and more, while keeping a tight attachment fit every time.



than dig.



Power Bob-Tach System

With the Power Bob-Tach® system, you can change non-hydraulic attachments without leaving the comfort of your cab. Just line up the attachment and press the switch.



Bob-Dock System

The Bob-Dock attachment mounting system brings hands-free hydraulic connections to your Power Bob-Tach attachment mounting system. Simply line up with the attachment's Bob-Dock adapter plate, then press the Power Bob-Tach switch.



Deluxe Instrumentation Hour Clock

With the deluxe instrument panel, you can monitor the number of hours on each attachment.



Laser Positioning

For laser-controlled attachments, deluxe instrumentation provides real-time, in-cab attachment position monitoring and adjustment.



Tree Spade Control

With deluxe instrumentation, you can monitor active blades and gates, change auto-dig and easy-dig settings, and monitor the number of trees dug in a day.



Sonic Tracer/Slope Sensor

The sonic tracer/slope sensor kit enables operators to create an accurate cross-slope or precisely grade when laser receivers and transmitters are limited by jobsite obstacles or the grade needed does not follow a plane.



High-Flow Hydraulics

Optional high-flow hydraulics provide a big power boost for better production with attachments. Certain attachments, such as the flail cutter, trencher, planer and stump grinder, get maximum performance from high-flow hydraulics.

Superior Attachment Availability

Bobcat dealers specialize in compact equipment – so they are much more likely to stock or rent attachments that other equipment retailers don't even have. You'll be able to buy or rent the attachments you need.

Multi-Carrier Versatility

Get more versatility and profitability for your dollar. Several Bobcat attachments can be used across carriers. For example, a Model 15C auger can be shared with an all-wheel steer loader, skid-steer loader, compact track loader, compact excavator, Toolcat™ utility work machine and VersaHANDLER® telescopic tool carrier.

Attachment Support

The attachment is as important as your machine. If you buy an attachment off the internet or at a discount store, who is going to service it, provide parts and complete your warranty? Bobcat Company supports its attachments better than anyone. We are your one-stop shop for your attachment parts, service, finance and warranty.

Panoramic Serviceability

Bobcat loaders are designed to provide the fastest, easiest maintenance in the industry. Engine checkpoints are within easy reach – so daily maintenance actually gets done. Unparalleled access to routine and long-term maintenance points makes preventative maintenance simple, reducing your operating costs and adding to your bottom line.



Full-Access Serviceability

Our large, swing-open tailgate provides convenient access to routine maintenance points. There are no radiators to move, lift arms to raise or lift-arm support devices to install.

Protective Tailgate

The one-piece, 1/4-inch steel tailgate door protects loader components from jobsite hazards.

Tip-Up Cab

For non-routine service, simply remove two nuts and tip back the cab to access hydraulic and hydrostatic components in minutes.



Tier 4 Solutions

When Tier 4 emissions standards required every equipment manufacturer to make equipment changes, Bobcat designed a non-DPF Tier 4 solution that also delivers new features and provides more performance to customers.

Go to Bobcat.com/Tier4Engine to learn more about the Bobcat engine features and performance improvements.

More Torque

Higher combustion pressures generate more torque. Bobcat engines have a robust combustion chamber that handles more pressure and produces more torque than ever before, meaning better performance for pushing, digging, lifting and operating attachments.

A Wider Range of Power

Bobcat engines generate the most torque across a much wider rpm range than other engines. Our engines can stay in the peak torque range longer,

maximizing your performance. Operators of every skill level can better utilize full engine performance to get more work done.

Simple, State-of-the-Art and Non-DPF

The biggest advantage of our Tier 4 solution is simplicity. Bobcat engines meet Tier 4 regulations without a diesel particulate filter (DPF). This reduces downtime that occurs with DPF regeneration and long-term DPF maintenance costs. That allows operators to focus on working.

Other Bobcat Engine Advantages:

Improved Machine Shutdown Protection

Monitors coolant and oil temperatures and prevents them from reaching a critical point of shutdown.

Cold Weather Engine Protection

Protects your machine from working too hard before the engine is properly warmed up.

Lower Operating Costs and Reduced Noise

An auto-idle function on SJC-equipped machines reduces noise levels.

Precision Grading

Compact loaders are commonly used for grading, and Bobcat does grading better than any other brand. Bobcat manufactures the most productive box blade and grader attachments in the industry, but we don't stop there. Bobcat loaders give you access to exclusive technology that increases your grading efficiency while saving material and labor.

Accuracy Within ¼-Inch

Sonic and laser-guided grading systems offer you unbeatable precision that amplifies your profit potential by cutting thousands in material and labor from the job. Bobcat precision grading equipment often pays for itself with just one or two big jobs.

Laser-Guided Grading

Your Bobcat loader and the attachment make adjustments automatically, saving you hours of time and thousands in labor and material. Depending on the attachment and transmitter, the laser-guided grading system can grade a flat-plane, single-slope or dual-slope surface.

3D-Ready System

Sonic Tracer/Slope Sensor Control

The sonic tracer/slope sensor kit enables operators to create an accurate cross-slope or precisely grade when laser receivers and transmitters are limited by jobsite obstacles or the grade needed does not follow a plane.

Deluxe Instrument Panel

Deluxe instrumentation enables operators to set the parameters of the grading system and get real-time

information during operation – such as distance-to-target for both elevation and slope – without the need for a separate control box inside the cab. Expand your capabilities and increase your efficiency with the industry's first 3D-ready system for compact equipment. Using the plug-and-play system, you'll save time, fuel and money with millimeter accuracy.

Using GPS or UTS, the system has the ability to complete complex design projects including parking lots, sports fields and road work.



BOB-DOCK™

HANDS-FREE HYDRAULIC CONNECTIONS



The Bob-Dock attachment mounting system brings hands-free hydraulic connections to your Power Bob-Tach attachment mounting system. The Bob-Dock system connects your auxiliary hydraulics with the press of a switch. It's instantly ready to work. No need to leave the cab to face the elements or handle hot and dirty hydraulic lines.

Simply line up with the attachment's Bob-Dock adapter plate, then press the Power Bob-Tach switch. The Power Bob-Tach wedges secure the attachment and the Bob-Dock system automatically connects the hydraulics.

Adapter Plate Specifications

WEIGHT	209 lbf. (95 kg)
DEPTH	6.60 in. (167.6 mm)
WORKING DEPTH	3.60 in. (91.4 mm)
WIDTH	47.43 in. (1204.8 mm)
HEIGHT	1.10 in. (535.9 mm)

Note: On high flow attachments, it is recommended to directly plumb into the Bob-Dock adapter plate.



Engine Coolant

Hydraulic Oil

Engine
Oil

UPTIME PROTECTION

Machine Shutdown Protection

Bobcat loaders come standard with automatic shutdown that monitors engine and hydraulic functions. The system alerts the operator and actually shuts the machine down – lessening the chance of damage to the engine or hydraulic components.

Self Diagnostics

On-board diagnostics efficiently troubleshoot problems in the field and, in many cases, prevent them from occurring in the first place. Downloadable machine performance

history cuts a huge chunk out of the time needed to identify problems and correct them.

Battery Run-Down Protection

The lighting circuit automatically shuts down to prevent accidental battery discharge.

Electronic Protection

Bobcat electronics meet or exceed military IP67 requirements for sealing, moisture, shock and vibration. You can work in harsh conditions, or power wash your loader without having to worry if it will start when you are

finished. Bobcat electronics feature more watertight, corrosion-resistant connectors than other manufacturers – so you don't slow down from faulty connections.

Protected Hoses and Quick Couplers

The integrated, pressure-release quick couplers are mounted directly into the front plate of the lift arm – with no exposed hoses to damage. A steel guard extends beyond the coupler, protecting it even further.



Bobcat Excavators ... Bobcat Loaders ... A Perfect Combination.

If you want to push your productivity to new heights, pair your loader with a Bobcat excavator.

Ultimate Equipment Combination

Whether you are replacing a small crawler dozer or your backhoe, nothing beats the versatility and speed of a Bobcat compact track loader working in tandem with a Bobcat compact excavator.

Versatility

Dozers can do only one thing. Backhoes offer just a few attachments. The compact track loader and excavator can use up to 60 different attachments, giving you access to more jobs.

Unmatched Performance of Tracks

Besides eliminating downtime you experience with a backhoe from flat tires, tracks have low ground pressures for excellent flotation in soft or muddy conditions. That means less rework. Push more and push it faster with the efficiency of tracks.

Compact Efficiency

Compact excavators are designed for long periods of excavating. The compact size allows use in confined areas like backyards and inside buildings. And with the operator's offset position in the cab, there is better visibility to the bucket.

Better Spoil Placement

Excavators offer unlimited spoil dumping options with 360 degrees of rotation. You can also dig in any position around the machine.

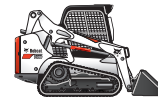
More Efficiency Saves You Money

You can only accomplish one thing at a time with a backhoe. When you combine a Bobcat compact track loader with a compact excavator, you can double your productivity. One can dig while the other can backfill or load trucks at the same time.

Bobcat gives you more. More models. More options. More versatility.



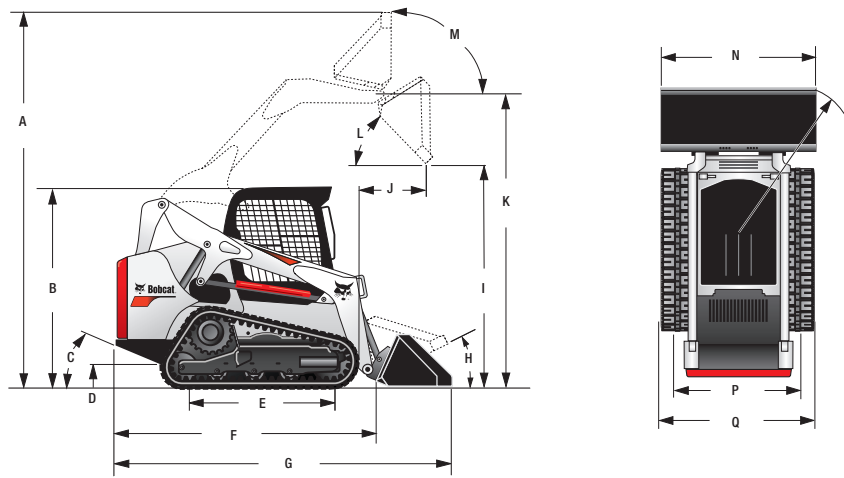
Specifications and Features Compact Track Loaders



	T450	T550	T590	T595
Loader Series	M2-Series	M2-Series	M2-Series	M2-Series
Rated Operating Capacity (ROC) (35% of tipping load)	1400 lb. (635 kg)	1995 lb. (905 kg)	2100 lb. (953 kg)	2200 lb. (998 kg)
ROC with Counterweight (optional)	Counterweight kits are available			
Operating Capacity (50% of tipping load)	2000 lb. (907 kg)	2850 lb. (1293 kg)	3000 lb. (1361 kg)	3142 lb. (1425 kg)
Tipping Load	4000 lb. (1814 kg)	5700 lb. (2585 kg)	6000 lb. (2722 kg)	6285 lb. (2851 kg)
ROC with Optional Roller Suspension	—	1895 lb. (860 kg)	1950 lb. (885 kg)	2050 lb. (930 kg)
Height to Hinge Pin	109.5 in. (2781 mm)	114.5 in. (2908 mm)	119.0 in. (3023 mm)	119.0 in. (3023 mm)
Lift Arm Path	Radius	Radius	Vertical	Vertical
Size and Speed				
Operating Weight	6148 lb. (2789 kg)	7557 lb. (3428 kg)	7822 lb. (3548 kg)	8055 lb. (3654 kg)
Bucket Width	56 in. (1422 mm)	68 in. (1727 mm)	68 in. (1727 mm)	68 in. (1727 mm)
Cab Height	77.8 in. (1976 mm)	77.8 in. (1976 mm)	77.8 in. (1976 mm)	77.8 in. (1976 mm)
Travel Speed – Single Speed	7.3 mph (11.7 km/hr.)	7.1 mph (11.4 km/hr.)	7.1 mph (11.4 km/hr.)	7.1 mph (11.4 km/hr.)
Travel Speed – High Range (optional 2-Speed travel)	11.0 mph (17.7 km/hr.)	10.4 mph (16.7 km/hr.)	10.4 mph (16.7 km/hr.)	10.4 mph (16.7 km/hr.)
Engine				
	Tier 4	Tier 4	Tier 4	Tier 4
Horsepower	61 hp	66 hp	66 hp	74 hp
Type	Turbo Diesel	Turbo Diesel	Turbo Diesel	Turbo Diesel
Fuel Tank Capacity	17.3 gal. (65.5 L)	36.5 gal. (138.2 L)	36.5 gal. (138.2 L)	36.5 gal. (138.2 L)
Horsepower Management	Included with SJC Option			
Diesel Particulate Filter (DPF) Requirement	No	No	No	No
Diesel Exhaust Fluid (DEF)	No	No	No	No
Uptime Protection				
Bobcat SmartFAN	Std	Std	Std	Std
Cooling System	Std	Std	Std	Std
Machine Shutdown Protection	Std	Std	Std	Std
Tracks/Undercarriage				
Track Width – Standard	11.8 in. (300 mm)	12.6 in. (320 mm)	12.6 in. (320 mm)	12.6 in. (320 mm)
Track Width – Optional	—	15.75 in. (400 mm)	15.75 in. (400 mm)	15.75 in. (400 mm)
Ground Pressure (with standard tracks)	4.7 psi (0.032 MPa)	4.9 psi (0.034 MPa)	5.1 psi (0.035 MPa)	5.1 psi (0.035 MPa)
Ground Pressure (with optional tracks)	—	4.0 psi (0.027 MPa)	4.1 psi (0.028 MPa)	4.1 psi (0.028 MPa)
Length of Track on Ground	50.2 in. (1275 mm)	54.1 in. (1374 mm)	54.1 in. (1374 mm)	54.1 in. (1374 mm)
Roller Suspension	—	Opt	Opt	Opt
5-Link Torsion Suspension Undercarriage	—	—	—	—
Grease Cylinder Track Tensioning	Std	Std	Std	Std
Hydraulic Track Tensioning	—	—	—	—
Roller Per Side	3 (Triple Flange)	4 (Triple Flange)	4 (Triple Flange)	4 (Triple Flange)
Control Options				
Bobcat Standard (Foot Pedals/Steering Levers)	Std	Std	Std	Std
Selectable Joystick Control (SJC)	Opt	Opt	Opt	Opt
Radio Remote Control (SJC required)	Opt	Opt	Opt	Opt
Standard Control Power Assist	—	—	—	—
Machine Features				
2-Speed Travel	Opt	Opt	Opt	Opt
Heated Cloth Air-Ride Seat	Opt	Opt	Opt	Opt
Back-Up Alarm and Horn	Std	Std	Std	Std
Bobcat Interlock Control System (BICS™)	Std	Std	Std	Std
Cab with Heat	Opt	Opt	Opt	Opt
Cab with Heat and Air Conditioning	Opt	Opt	Opt	Opt
Deluxe Instrumentation (includes keyless start)	Opt	Opt	Opt	Opt
Hydraulic Bucket Positioning	Opt	Opt	Opt	Opt
Mechanical Suspension Seat	Std	Std	Std	Std
Front and Rear Work Lights	Std	Std	Std	Std
Radio	Opt	Opt	Opt	Opt
Reversing Fan	Opt	Opt	Opt	Opt
Ride Control	Opt	Opt	Opt	Opt
ROPS/FOPS Approved Cab Structure	Std	Std	Std	Std
Side Lighting Kit	—	Opt	Opt	Opt
Sound Reduction Package	Opt	Opt	Opt	Opt
Features for Attachments				
Attachment Control Kit	Opt	Opt	Opt	Opt
Bob-Dock System	—	—	—	—
Bob-Tach Mounting System	Std	Std	Std	Std
Power Bob-Tach System	Opt	Opt	Opt	Opt
Fingertip Auxiliary Hydraulics Control	Std	Std	Std	Std
Hydraulic System Pressure	3300 psi (22.75 MPa)	3500 psi (24.3 MPa)	3500 psi (24.3 MPa)	3500 psi (24.3 MPa)
Hydraulic Standard Flow	16.7 gpm (63.2 L/min.)	17.1 gpm (64.7 L/min.)	17.1 gpm (64.7 L/min.)	17.1 gpm (64.7 L/min.)
Hydraulic High Flow (optional)	—	26.7 gpm (101.1 L/min.)	26.7 gpm (101.1 L/min.)	26.7 gpm (101.1 L/min.)
Pressure Release Hydraulic Quick Couplers	Std	Std	Std	Std
Speed Management	Included with SJC Option			



T630	T650	T740	T770	T870
M2-Series	M2-Series	M2-Series	M2-Series	M2-Series
2100 lb. (953 kg)	2570 lb. (1166 kg)	3200 lb. (1451 kg)	3475 lb. (1576 kg)	3650 lb. (1656 kg)
to increase ROC. See dealer on availabilities and ROC increases for your loader.				
3000 lb. (1361 kg)	3670 lb. (1665 kg)	4571 lb. (2073 kg)	4960 lb. (2250 kg)	5,215 lb. (2365 kg)
6000 lb. (2722 kg)	7343 lb. (3331 kg)	9143 lb. (4147 kg)	9929 lb. (4504 kg)	10,430 lb. (4731 kg)
2000 lbs. (907 kg)	2470 lb. (1120 kg)	3100 lb. (1406 kg)	3325 lb. (1508 kg)	—
121.0 in. (3073 mm)	124.0 in. (3149 mm)	132.0 in. (3353 mm)	132.0 in. (3353 mm)	144.0 in. (3658 mm)
Radius	Vertical	Vertical	Vertical	Vertical
8555 lb. (3880 kg)	9113 lb. (4133 kg)	10,127 lb. (4594 kg)	10,515 lb. (4770 kg)	12,925 lb. (5863 kg)
74 in. (1880 mm)	74.0 in. (1880 mm)	80.0 in. (2032 mm)	80.0 in. (2032 mm)	84.8 in. (2154 mm)
81.3 in. (2065 mm)	81.3 in. (2065 mm)	81.3 in. (2065 mm)	81.3 in. (2065 mm)	83.6 in. (2123 mm)
6.6 mph (10.6 km/hr.)	6.6 mph (9.7 km/hr.)	6.0 mph (9.7 km/hr.)	6.0 mph (9.7 km/hr.)	5.5 mph (8.9 km/hr.)
10.0 mph (16.0 km/hr.)	10.0 mph (16.0 km/hr.)	8.3 mph (13.4 km/hr.)	9.3 mph (15.0 km/hr.)	9.3 mph (15.0 km/hr.)
Tier 4	Tier 4	Tier 4	Tier 4	Tier 4
74 hp	74 hp	74 hp	92 hp	100 hp
Turbo Diesel	Turbo Diesel	Turbo Diesel	Turbo Diesel	Turbo Diesel
43.9 gal. (166.4 L)	43.9 gal. (166.4 L)	44.4 gal. (168.1 L)	44.4 gal. (168.1 L)	32.6 gal. (123.4 L)
		Std	Included with SJC Option	Std
No	No	No	No	No
No	No	No	6.8 gal. (25.7 L)	6.8 gal. (25.7 L)
Std	Std	Std	Std	Std
Std	Std	Std	Std	Std
Std	Std	Std	Std	Std
12.6 in. (320 mm)	12.6 in. (320 mm)	17.7 in. (450 mm)	17.7 in. (450 mm)	17.7 in. (450 mm)
17.7 in. (450 mm)	17.7 in. (450 mm)	12.6 in. (320 mm)	—	—
5.3 psi (0.036 MPa)	5.7 psi (0.039 MPa)	4.1 psi (0.028 MPa)	4.2 psi (0.029 MPa)	4.8 psi (.033 MPa)
3.8 psi (0.026 MPa)	4.2 psi (0.028 MPa)	—	—	—
58.5 in. (1486 mm)	58.5 in. (1486 mm)	63.7 in. (1618 mm)	63.7 in. (1618 mm)	70.2 in (1783 mm)
Opt	Opt	Opt	Opt	—
—	—	—	—	Std
Std	Std	Std	Std	Std
—	—	—	—	Std
4 (Triple Flange)	4 (Triple Flange)	5 (Triple Flange)	5 (Triple Flange)	5 (Triple Flange)
Std	Std	—	Std	—
Opt	Opt	Opt	Opt	Opt
Opt	Opt	Opt	Opt	Opt
—	—	Std	—	Std
Opt	Opt	Opt	Opt	Std
Opt	Opt	Opt	Opt	Opt
Std	Std	Std	Std	Std
Std	Std	Std	Std	Std
Opt	Opt	Opt	Opt	Std
Opt	Opt	Opt	Opt	Std
Opt	Opt	Opt	Opt	Opt
Opt	Opt	Opt	Opt	Opt
Std	Std	Std	Std	Std
Std	Std	Std	Std	Std
Opt	Opt	Opt	Opt	Opt
Opt	Opt	Opt	Opt	Opt
Opt	Opt	Opt	Opt	Opt
Opt	Opt	Opt	Opt	—
Std	Std	Std	Std	Std
Opt	Opt	Opt	Opt	Std
Std	Std	Std	Std	Std
3500 psi (24.13 MPa)	3500 psi (24.13 MPa)	3500 psi (24.13 MPa)	3500 psi (24.13 MPa)	3500 psi (24.13 MPa)
23.0 gpm (87.1 L/min.)	23.0 gpm (87.1 L/min.)	23.0 gpm (87.1 L/min.)	23.0 gpm (87.1 L/min.)	23.0 gpm (87.1 L/min.)
30.5 gpm (115.5 L/min.)	30.5 gpm (115.5 L/min.)	30.5 gpm (115.5 L/min.)	36.6 gpm (138.5 L/min.)	36.6 gpm (138.5 L/min.)
Std	Std	Std	Std	Std
		Std	Included with SJC Option	Std



	T450	T550	T590	T595	T630
A	141.9 in. (3604 mm)	149.1 in. (3787 mm)	153.6 in. (3901 mm)	153.6 in. (3901 mm)	155.5 in. (3950 mm)
B	77.8 in. (1972 mm)	77.8 in. (1972 mm)	77.8 in. (1972 mm)	77.8 in. (1972 mm)	81.3 in. (2065 mm)
C	28°	27.8°	28.8°	28.8°	31°
D	8.4 in. (213 mm)	7.4 in. (188 mm)	7.4 in. (188 mm)	7.4 in. (188 mm)	8.1 in. (206 mm)
E	50.2 in. (1275 mm)	55.2 in. (1402 mm)	55.2 in. (1402 mm)	55.2 in. (1402 mm)	59 in. (1499 mm)
F	98.4 in. (2499 mm)	104.6 in. (2657 mm)	104.6 in. (2657 mm)	104.6 in. (2657 mm)	108.4 in. (2753 mm)
G	126.6 in. (3216 mm)	133 in. (3378 mm)	133 in. (3378 mm)	133 in. (3378 mm)	136.8 in. (3474 mm)
H	28°	30°	30°	30°	31°
I	83.8 in. (2199 mm)	86.8 in. (2205 mm)	91.3 in. (2319 mm)	91.3 in. (2319 mm)	93.2 in. (2367 mm)
J	23.5 in. (597 mm)	19.3 in. (490 mm)	34.9 in. (887 mm)	34.9 in. (887 mm)	24.1 in. (613 mm)
K	109.5 in. (2781 mm)	114.5 in. (2908 mm)	119 in. (3023 mm)	119 in. (3023 mm)	121 in. (3073 mm)
L	40°	42°	42°	42°	42°
M	91°	97°	97°	97°	97°
N	56.0 in. (1422 mm)	68 in. (1727 mm)	68 in. (1727 mm)	68 in. (1727 mm)	74 in. (1880 mm)
O	77.9 in. (1979 mm)	80 in. (2032 mm)	80 in. (2032 mm)	80 in. (2032 mm)	88.1 in. (2238 mm)
P	43.2 in. (1097 mm)	54.4 in. (1382 mm)	54.4 in. (1382 mm)	54.4 in. (1382 mm)	60.3 in. (1532 mm)
Q	55.0 in. (1397 mm)	67 in. (1702 mm)	67 in. (1702 mm)	67 in. (1702 mm)	72.9 in. (1851 mm)

	T650	T740	T770	T870
A	158.5 in. (4026 mm)	166.6 in. (4232 mm)	166.6 in. (4232 mm)	184.6 in. (4689 mm)
B	81.3 in. (2065 mm)	81.3 in. (2065 mm)	81.3 in. (2065 mm)	83.6 in. (2123 mm)
C	31°	31°	31°	33°
D	8.1 in. (206 mm)	8.1 in. (206 mm)	8.1 in. (206 mm)	9.8 in. (249 mm)
E	59 in. (1499 mm)	63.7 in. (1618 mm)	63.7 in. (1618 mm)	70.2 in. (1783 mm)
F	108.4 in. (2753 mm)	114.3 in. (2903 mm)	114.3 in. (2903 mm)	119.3 in. (3030 mm)
G	136.8 in. (3474 mm)	141.6 in. (3597 mm)	141.6 in. (3597 mm)	153.9 in. (3910 mm)
H	31°	32°	32°	30°
I	96.3 in. (2447 mm)	104.3 in. (2649 mm)	104.3 in. (2649 mm)	107.4 in. (2728 mm)
J	34.2 in. (870 mm)	33.6 in. (853 mm)	33.6 in. (853 mm)	36.5 in. (927 mm)
K	124 in. (3149 mm)	132 in. (3353 mm)	132 in. (3353 mm)	144 in. (3657 mm)
L	42°	42°	42°	37°
M	97°	98°	98°	98°
N	74 in. (1880 mm)	80 in. (2032 mm)	80 in. (2032 mm)	84.8 in. (2153 mm)
O	87.7 in. (2228 mm)	88 in. (2235 mm)	88 in. (2235 mm)	99 in. (2514 mm)
P	60.3 in. (1532 mm)	60.3 in. (1532 mm)	60.3 in. (1532 mm)	65.1 in. (1654 mm)
Q	72.9 in. (1851 mm)	78 in. (1981 mm)	78 in. (1981 mm)	82.8 in. (2103 mm)



Training Resources

Train operators and technicians in the safe operation and servicing of Bobcat equipment. Operator training courses, safety videos and other training materials are available at your Bobcat dealer's parts department or online at Bobcat.com/training

*Certain specification(s) are based on engineering calculations and are not actual measurements. Specification(s) are provided for comparison purposes only and are subject to change without notice. Specification(s) for your individual Bobcat equipment will vary based on normal variations in design, manufacturing, operating conditions, and other factors.



PIONEERING MANEUVERABILITY

Bobcat introduced its first compact loader in 1958, and two years later, the world's first skid-steer loader. This created an entire industry of machines that put the power of large equipment in a compact size with unmatched maneuverability.

OFFERING MORE VERSATILITY

In 1970, Bobcat invented the first quick-change attachment system for skid-steer loaders, known as the Bob-Tach mounting system. Today we offer more compact equipment attachments than anyone in the world, empowering customers to transform all of our machines into multi-tasking attachment carriers and reach higher levels of production.

ONE TOUGH ANIMAL®

All over the world, Bobcat equipment is known for being durable and dependable. By lasting longer and minimizing downtime, we help our customers become as successful as possible.

HELP WHEN YOU NEED IT

With over 50 years of experience and more than 550 locations, we offer the best dealer network in the country for compact equipment. Our dealers offer a quality sales force, dependable parts departments and qualified service technicians, all leading to a quality customer experience.



A CONSTANT INNOVATOR


In the late 1950s, a turkey farmer needed help – so in 1958, we introduced what was to become the world's first skid-steer loader. We created an industry by listening to the needs of the customer. This focus is the same today. In 2000, a superintendent needed help – so we built the world's first Toolcat utility work machine. We continue to be a global leader in innovation by listening to our customers.

LEADER BY DESIGN

Listening to the customer and a pioneering spirit are why Bobcat continues to lead the evolution of compact equipment ...

- 1960** Invented the FIRST true skid-steer loader.
- 1970** Invented the FIRST attachment mounting system for skid-steer loaders.
- 1977** Built the FIRST skid-steer loader with no chain adjustments required. Still a Bobcat exclusive.
- 1981** Introduced the FIRST secondary restraint seat bar.
- 1983** Developed the FIRST skid-steer loader with a transversely mounted engine. Still a Bobcat exclusive.
- 1990** Introduced the FIRST compact excavator manufactured in the U.S.
- 1999** Introduced the FIRST compact track loader with a solid-mounted undercarriage manufactured in the U.S.
- 2001** Invented the FIRST loader with all-wheel steer and skid-steer capabilities. Still a Bobcat exclusive.
- 2003** Revolutionized the way the world works with the invention of the Toolcat™ utility work machine line, the world's FIRST utility work machines – a cross between a pickup, attachment carrier and utility vehicle. Still a Bobcat exclusive.
- 2006** Introduced the FIRST utility vehicle with RapidLink™ attachment mounting system.
- 2008** Introduced Roller Suspension™, the FIRST all-steel suspension system.
- 2009** Launched M-Series compact excavators and loaders.
- 2011** The M-Series loader models S850 and T870 became the largest and most powerful in the Bobcat product lineup.
- 2012** Bobcat introduced two new sizes of extendable-arm excavator options that are both attachment and clamp-ready.
- 2013** The M-Series 500 frame-size loaders replaced the popular S185 and T190 (among many others). This loader size is the most popular in the world and has been for two decades.
- 2014** Bobcat launched the 400 frame-size loaders, completing the M-Series line; manufactured its one-millionth loader; introduced its own Tier 4, non-DPF engines; and opened the Bobcat Acceleration Center, a dedicated innovation, testing and technology facility.
- 2016** Launched the M2-Series loaders.
- 2017** Launched the R-Series excavators.
- 2019** Launch of the compact tractor.
- 2020** Launch of R-Series loaders.
- 2020** Launch of R2-Series excavators.
- 2020** Launch of small articulated loaders.
- Today** There are more Bobcat skid-steer loaders at work around the world than all other brands combined.
- Today** Bobcat manufactures more attachments than anyone in the world.
- Today** Bobcat is the only company that offers operator training kits for compact equipment.
- Today** Bobcat offers a full range of extendable-arm options, three sizes fitting five different excavator models.
- Today** Compact track loaders are rapidly becoming the product of choice in many market segments.

BOBCAT TIMELINE






THE LEADER IN VERSATILITY AND MANEUVERABILITY




Skid-Steer Loaders




Compact Track Loaders



All-Wheel Steer Loaders



Compact Excavators



Mini Track Loaders



VersaHANDLER Telescopic Tool Carriers



Toolcat™ Utility Work Machines



Utility Vehicles



Attachments

NOTE - Where applicable, dimensions are in accordance with ISO standards. Specifications and design are subject to change without notice. Pictures of Bobcat units may show other than standard equipment. All dimensions are given for loader equipped with standard tires. All dimensions are shown in inches. Respective metric dimensions are enclosed by parentheses. Bobcat Company complies with the requirements of ISO 9001 as registered with BSI.



Bobcat is a Doosan company. Doosan is a global leader in construction equipment, power and water solutions, engines, and engineering, proudly serving customers and communities for more than a century. Bobcat®, the Bobcat logo and the colors of the Bobcat machine are registered trademarks of Bobcat Company in the United States and various other countries. ©2019 Bobcat Company. All rights reserved.

